

Destiny Portfolio Range

Destiny Shari'ah Portfolio

Factsheet at 31 December 2025

Target: CPI + 4%

Investment horizon: Six years

Investments managed by: Momentum Multi-Manager (Pty) Ltd

Investment mandate

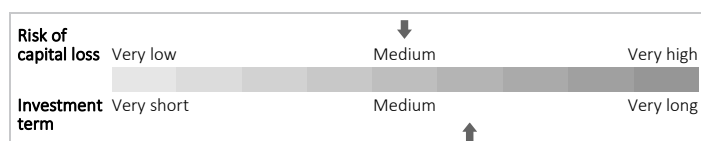
The long-term return objective of this portfolio is inflation plus 4% a year over six-year rolling periods. The underlying investments of this portfolio comply with Islamic Law. Each component of this portfolio has an appointed Shari'ah Advisory Committee to oversee the investments of this portfolio. This portfolio is managed in accordance with the investment limitations set out in Regulation 28 of the Pension Funds Act.

Investment strategy


This investment portfolio has been specifically constructed in accordance with Shari'ah, the sacred law of the religion of Islam, as well as the regulatory and investment return requirements of a retirement-fund investor. The Shari'ah principles have been taken into account.

Portfolio information

Launch date:	February 2023
Benchmark:	Composite: Local equity 45%; Local cash 20%; Global equity 27.5%; Global property 5%; Global cash 2.5%
Target:	Inflation plus 4% a year over six-year rolling periods
Reg. 28 compliant:	Yes



Portfolio managers



Mohammed Sibda
BCom

Long-term outcomes

Return over the investment horizon



Portfolio	11.19%
Benchmark	CPI
12.04%	4.65%

The annualised return over the investment horizon of the portfolio.

Hit rate



Portfolio	97.10%
------------------	---------------

The percentage of times the portfolio achieved or exceeded CPI over rolling periods of the investment horizon.

Average shortfall



Portfolio	-0.70%
------------------	---------------

The average shortfall relative to CPI over rolling periods of the investment horizon.

Short-term risk

Risk of negative one-year return



Portfolio	9.09%
Benchmark	12.63%

The likelihood of negative returns over any one-year rolling period.

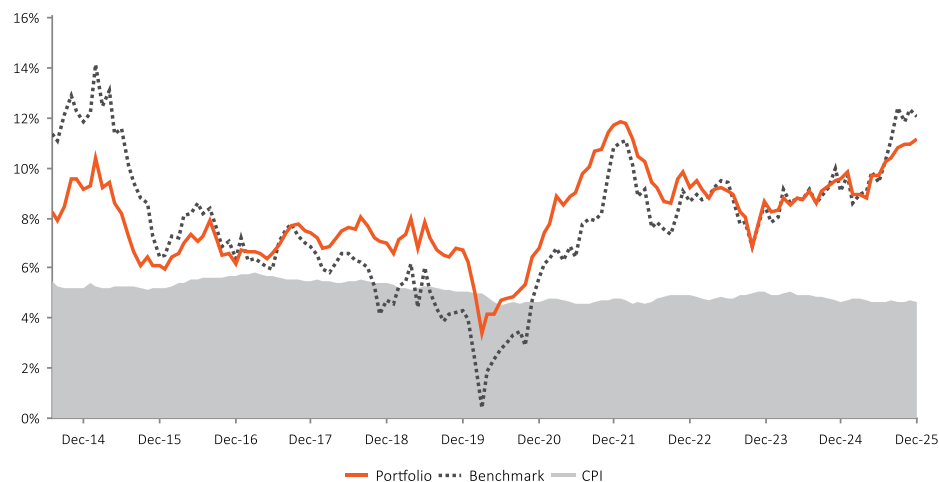
Minimum one-year returns



Portfolio	-4.58%
Benchmark	-8.08%

The worst one-year return with a 95% likelihood.

Rolling returns over investment horizon



Returns over rolling periods of the investment horizon since launch.

Investment returns

	One month	Three months	One year	Two years	Three years	Four years	Five years	Six years	Seven years	Launch
Portfolio	2.47%	5.63%	19.84%	14.61%	11.95%	8.53%	12.02%	11.19%	10.96%	8.44%
Benchmark	1.40%	4.03%	32.51%	18.86%	14.36%	10.82%	12.92%	12.04%	12.12%	8.91%
Risk-adjusted ratio					1.84	1.17	1.68	1.28	1.33	1.13
CPI	-0.10%	0.19%	3.49%	3.21%	3.97%	4.83%	4.95%	4.65%	4.49%	4.99%

Risk-adjusted ratio is a ratio of the actual return achieved per unit of risk taken.

The Benchmark returns are calculated using the composite benchmark/Strategic allocation.



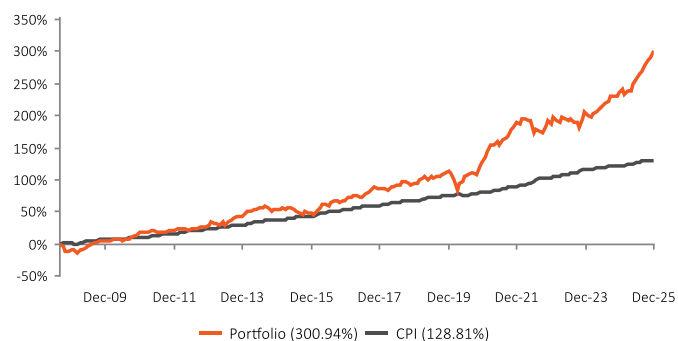
Index returns

Asset class	Index	One month	One year	Two years	Three years	Five years	Six years	Strategic allocation
Local equity	FTSE/JSE Shariah All Share Index	5.12%	69.48%	30.84%	17.74%	17.61%	15.88%	45.00%
Local cash	STeFI Composite Index (-1%)	0.50%	6.52%	6.99%	7.01%	5.60%	5.40%	20.00%
Global equity	S&P Global BMI Shariah Index	-2.48%	3.95%	11.50%	18.92%	11.87%	14.11%	27.50%
Global property	FTSE EPRA Nareit IdealRatings Developed REITs Islamic Green Index	-5.09%	-9.21%					5.00%
Global cash	J.P. Morgan EM Aggregate Sukuk Index	-2.64%	-5.29%	1.19%	5.68%			2.50%

Investment manager allocation and returns

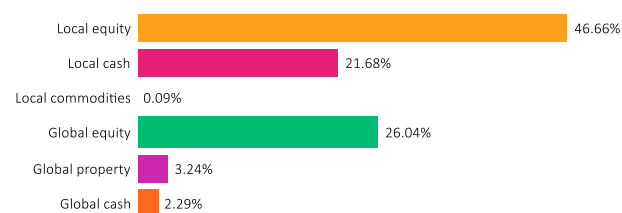
Manager/Index	Allocation	One year return
Local equity		25.91%
Camissa Asset Management	42.54%	25.98%
Sentio Capital Management	26.71%	26.20%
FTSE/JSE Shariah All Share Index		69.48%
S&P BMI Global Shariah Index		3.95%
Local cash		8.84%
Absa Islamic Bank	16.48%	
Standard Islamic Bank	3.00%	
STeFI Composite Index less 1% a year		6.52%
Global equity		
iShares MSCI World Islamic UCITS ETF	6.92%	
MSCI World Islamic Index		
Global property		
Catalyst Fund Managers	2.60%	-9.35%
FTSE EPRA/NAREIT Ideal Ratings Developed REITs Islamic Green Capped Net Tax Index		-9.21%
Global cash		
iShares \$ Sukuk UCITS ETF	1.74%	
J.P. Morgan EM Aggregate Sukuk Index		

Cumulative returns



The cumulative growth of the portfolio since launch compared to CPI.

Effective asset allocation





Notes

On 1 September 2025 changes were made to the strategic asset allocations/composite benchmark.

The portfolio was launched on 01 February 2023. Returns from 1 August 2008 to 31 January 2023 were calculated based on actual underlying investment manager returns after fees, using the effective investment manager target weightings and the portfolio's long-term strategic asset allocation.



Disclosures

The investment policy is underwritten by Momentum Metropolitan Life Limited, which is a registered insurer under the Insurance Act, 18 of 2017. This investment portfolio is administered and managed by Momentum Multi-Manager (Pty) Ltd, an authorised financial services provider (FSP No. 19840) under the Financial Advisory and Intermediary Services Act No.37 of 2002 (FAIS Act), as may be amended and/or replaced from time to time, and a part of Momentum Group Limited, rated B-BBEE level 1.

The information used to prepare this factsheet includes information from third-party sources and is for information purposes only. This factsheet does not constitute any form of advice and should not be used as a basis to make investment decisions or as an offer or a solicitation to purchase any specific product. Given that past returns may not be indicative of future returns and the value of investments will fluctuate over time, independent professional advice should always be sought before making an investment decision. Fluctuations in exchange rates may cause the value of international investments, if included in the mandate, to go up or down. Investors should be aware that investing in a financial product entails a level of risk that depends on the nature of the investment. The merits of any investment should be considered together with the investor's specific risk profile and investment objectives. Although reasonable steps have been taken to ensure the validity and accuracy of the information in this factsheet, Momentum Metropolitan Life Limited does not guarantee the accuracy, content, completeness, legality or reliability of the information contained in this factsheet and no warranties and/or representations of any kind, expressed or implied, are given to the nature, standard, accuracy or otherwise of the information provided nor to the suitability or otherwise of the information to your particular circumstances. Under no circumstances shall Momentum Metropolitan Life Limited, its affiliates, directors, officers, employees, representatives or agents (the "Momentum Metropolitan Parties") have any liability to any persons or entities receiving the information made available in this factsheet for any claim, damages, loss or expense, whether caused by Momentum Metropolitan Life Limited or the Momentum Metropolitan Parties' negligence or otherwise, including, without limitation, any direct, indirect, special, incidental, punitive or consequential cost, loss or damages, whether in contract or in delict, arising out of or in connection with information made available in this factsheet, whether relating to any actions, transactions, omissions resulting from this information, or relating to any legal proceedings brought against you as a result of this information, and you agree to indemnify Momentum Metropolitan Life Limited and the Momentum Metropolitan Parties accordingly.

Investment returns for periods exceeding one year are annualised. All returns quoted are before deduction of fees, but after the deduction of performance fees on global underlying investments (where applicable). All returns are daily time-weighted returns. The return for the global component of a portfolio is generated at month-end using the global component's last known price. The return for Consumer Price Index (CPI) is to the end of the previous month.

For investments in collective investments schemes (CIS), please refer to the minimum disclosure document (MDD), which is available from the respective CIS manager. The MDD contains important information relating to investment in the respective CIS.

The information contained in this factsheet is confidential, privileged and only for the use and benefit of the intended recipient and may not be used, published or redistributed without the prior written consent of Momentum Metropolitan Life Limited. Under no circumstances will Momentum Metropolitan Life Limited be liable for any cost, loss or damages arising out of the unauthorised dissemination of this factsheet or the information contained herein, and you agree to indemnify Momentum Metropolitan Life Limited and the Momentum Metropolitan Parties accordingly.

Sources: Momentum Multi-Manager, Morningstar, Iress, msci.com, yieldbook.com, ft.com.



Contact and other information

Momentum Multi-Manager (Pty) Ltd

268 West Avenue, Centurion, 0157

PO Box 7400, Centurion, 0046

T +27 (0)12 671 8911

F +27 (0)12 684 5869

Email emailus@momentum.co.za

Web www.momentum.co.za/business

Signatory of:

