

Destiny Portfolio Range

Destiny Global Enhanced Portfolio

Factsheet at 30 November 2025
Investment horizon: Long term
Investments managed by: GIB Financial Services (Pty) Ltd

Investment mandate


The performance objective of the portfolio is to maximise rand hedge exposure by investing in JSE listed companies that are predominantly hard currency based.

Investment strategy

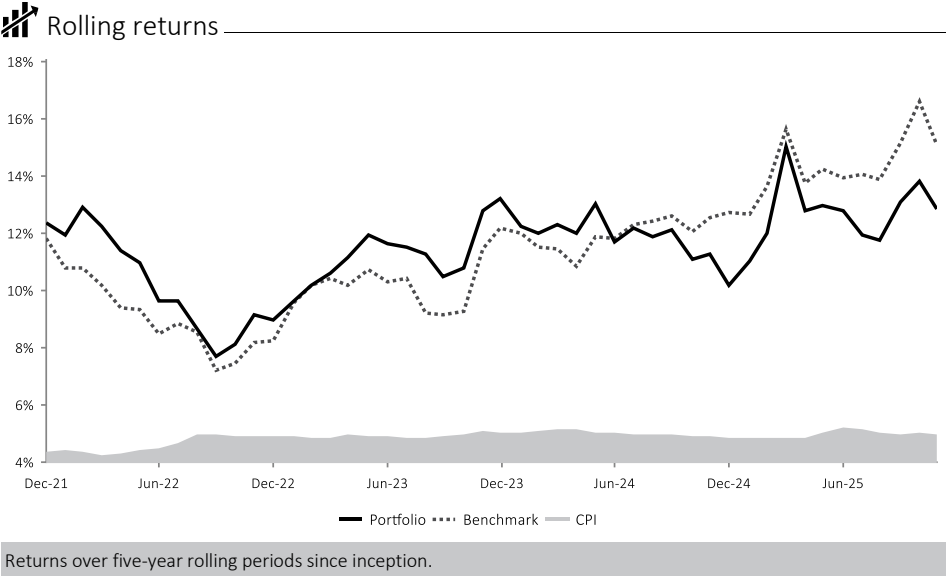
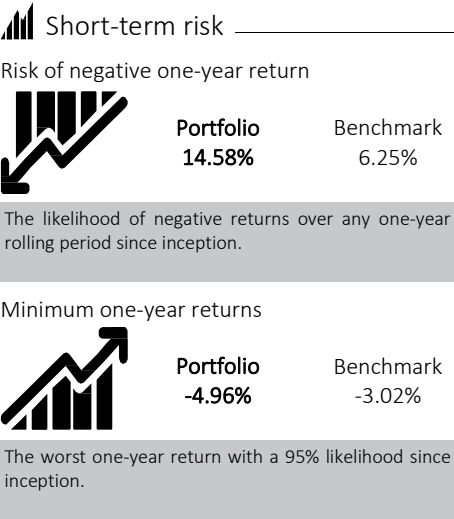
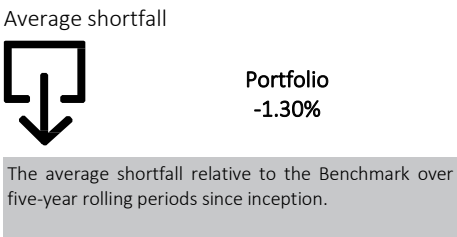
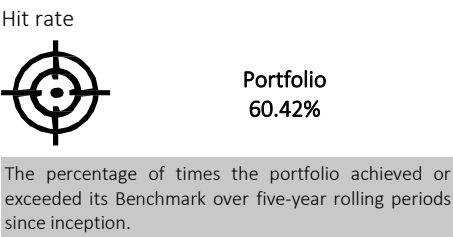
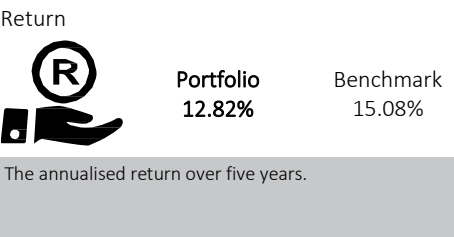
This investment portfolio may make use of several flexible and specialist active and passive single manager mandates to create an aggressive portfolio of growth assets. In aggregate, it will have a high allocation to foreign equities and will invest in companies listed on the JSE that have significant global exposure.

Portfolio information

Launch date:	February 2023
Benchmark:	Composite: Local equity 30%; Local property 5%; Local bond 10%; Local cash 10%; Global equity 30%; Global equity (Developed) 7.5%; Global equity (Emerging) 7.5%
Reg. 28 compliant:	Yes



Long-term outcomes



Investment returns

	One month	Three months	One year	Two years	Three years	Four years	Five years	Six years	Seven years	Launch
Portfolio	1.69%	6.04%	23.09%	18.35%	16.10%	12.03%	12.82%	13.18%	14.35%	12.02%
Benchmark	0.57%	6.15%	20.89%	19.60%	17.36%	13.46%	15.08%	13.92%	13.73%	12.20%
Risk-adjusted ratio					2.16	1.30	1.36	1.08	1.23	1.11
Tracking error					4.39	4.95	5.46	5.92	5.94	5.96

Risk-adjusted ratio is a ratio of the actual return achieved per unit of risk taken.
Tracking error/difference (variability of alpha).

The Benchmark returns are calculated using the composite benchmark/Strategic allocation.



Index returns

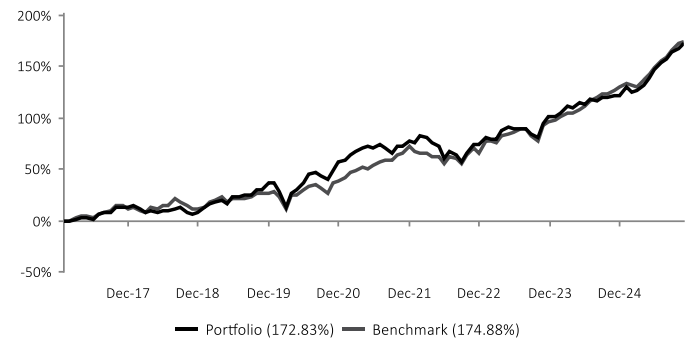
Asset class	Index	One month	Three months	One year	Three years	Five years	Seven years	Strategic allocation
Local equity	FTSE/JSE Capped All Share Index	2.30%	10.95%	35.95%	17.48%	18.48%	13.58%	30.00%
Local property	FTSE/JSE All Property Index	7.82%	15.43%	31.29%	23.75%	23.62%	7.10%	5.00%
Local bond	FTSE/JSE All Bond Index	3.45%	9.62%	20.54%	16.09%	12.48%	11.33%	10.00%
Local cash	STeFI Composite Index	0.57%	1.75%	7.62%	8.01%	6.54%	6.53%	10.00%
Global equity	MSCI All Countries World Index	-1.84%	1.40%	12.02%	19.66%	14.10%	15.98%	30.00%
Global equity (Dev)	MSCI Developed Markets Index	-1.54%	0.95%	10.85%	20.12%	15.08%	16.77%	7.50%
Global equity (Em)	MSCI Emerging Markets Index	-4.31%	5.32%	22.86%	15.94%	6.95%	10.44%	7.50%

Investment manager returns

	One year	Three years	Five years
Local equity			
Local Rand Hedge (Independent Securities)	45.99%		
Local property			
Momentum ALPI Tracker	31.47%	23.63%	23.19%
Local bond			
Aluwani Active Bond Fund	21.34%	17.06%	13.34%
Prescient Managed Bond Fund	22.08%	17.10%	13.30%
Local cash			
ALUWANI	9.02%	9.44%	7.90%
Momentum Enhanced Yield Fund	9.26%	9.60%	7.91%
Momentum Money Market	8.68%	9.04%	7.46%
Global equity			
Allan Gray Offshore Equity Fund	19.41%		
BlackRock (developed markets)	11.11%	20.22%	15.22%
BlackRock (emerging Markets)	23.40%	15.94%	6.63%
Fundsmith	0.13%	12.76%	

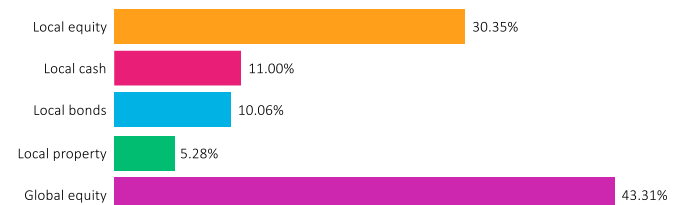
Where no returns are shown, the investment manager has a return history in this portfolio of less than the relevant period in the table.

Cumulative returns



The cumulative growth of the portfolio since inception compared to its Benchmark.

Effective asset allocation



The 10-largest portfolio holdings

Holding	
Republic of South Africa R2037	2.31%
Republic of South Africa R2032	2.19%
NEPI Rockcastle NV	1.86%
Republic of South Africa R2035	1.57%
Sirius Real Estate Ltd	1.31%
Reinet Investments S.C.A	1.23%
Quilter plc	1.23%
MAS plc	1.20%
AngloGold Ashanti plc	1.20%
Mondi plc	1.19%

The 10-largest instruments at 31 October 2025, looking through all asset classes held.



Notes

The benchmark for the local equity component was changed on 1 November 2025 from the FTSE/JSE Capped SWIX All Share Index (J433T) to the FTSE/JSE Capped All Share Index (J303T); Local equity returns shown in the Index returns table are comprised of J433T until 31/10/2025 and J303T thereafter. The portfolio was launched on 01 February 2023. Returns from 01 January 2017 (inception) to 31 January 2023 are calculated based on actual underlying investment manager returns after fees, using the investment manager target weightings and the portfolio's long-term strategic asset allocation.



Disclosures

The investment policy is underwritten by Momentum Metropolitan Life Limited, which is a registered insurer under the Insurance Act, 18 of 2017. This investment portfolio is administered by Momentum Multi-Manager (Pty) Ltd, an authorised financial services provider (FSP No. 19840) under the Financial Advisory and Intermediary Services Act No.37 of 2002 (FAIS), as may be amended and/or replaced from time to time, and a part of Momentum Group Limited, rated B-BBEE level 1. This investment portfolio is managed by GIB Financial Services (Pty) Ltd, an authorised financial services provider (FSP No. 9305) under FAIS.

The information used to prepare this factsheet includes information from third-party sources and is for information purposes only. This factsheet does not constitute any form of advice and should not be used as a basis to make investment decisions or as an offer or a solicitation to purchase any specific product. Given that past returns may not be indicative of future returns and the value of investments will fluctuate over time, independent professional advice should always be sought before making an investment decision. Fluctuations in exchange rates may cause the value of international investments, if included in the mandate, to go up or down. Investors should be aware that investing in a financial product entails a level of risk that depends on the nature of the investment. The merits of any investment should be considered together with the investor's specific risk profile and investment objectives. Although reasonable steps have been taken to ensure the validity and accuracy of the information in this factsheet, Momentum Metropolitan Life Limited does not guarantee the accuracy, content, completeness, legality or reliability of the information contained in this factsheet and no warranties and/or representations of any kind, expressed or implied, are given to the nature, standard, accuracy or otherwise of the information provided nor to the suitability or otherwise of the information to your particular circumstances. Under no circumstances shall Momentum Metropolitan Life Limited, its affiliates, directors, officers, employees, representatives or agents (the "Momentum Metropolitan Parties") have any liability to any persons or entities receiving the information made available in this factsheet for any claim, damages, loss or expense, whether caused by Momentum Metropolitan Life Limited or the Momentum Metropolitan Parties' negligence or otherwise, including, without limitation, any direct, indirect, special, incidental, punitive or consequential cost, loss or damages, whether in contract or in delict, arising out of or in connection with information made available in this factsheet, whether relating to any actions, transactions, omissions resulting from this information, or relating to any legal proceedings brought against you as a result of this information, and you agree to indemnify Momentum Metropolitan Life Limited and the Momentum Metropolitan Parties accordingly.

Investment returns for periods exceeding one year are annualised. All returns quoted are before deduction of fees, but after the deduction of performance fees on global underlying investments (where applicable). All returns are daily time-weighted returns. The return for the global component of a portfolio is generated at month-end using the global component's last known price. The return for Consumer Price Index (CPI) is to the end of the previous month.

For investments in collective investments schemes (CIS), please refer to the minimum disclosure document (MDD), which is available from the respective CIS manager. The MDD contains important information relating to investment in the respective CIS.

The information contained in this factsheet is confidential, privileged and only for the use and benefit of the intended recipient and may not be used, published or redistributed without the prior written consent of Momentum Metropolitan Life Limited. Under no circumstances will Momentum Metropolitan Life Limited be liable for any cost, loss or damages arising out of the unauthorised dissemination of this factsheet or the information contained herein, and you agree to indemnify Momentum Metropolitan Life Limited and the Momentum Metropolitan Parties accordingly.

Sources: Momentum Multi-Manager, Morningstar, Iress, msci.com, yieldbook.com, ft.com.



Contact and other information

Momentum Multi-Manager (Pty) Ltd

268 West Avenue, Centurion, 0157

PO Box 7400, Centurion, 0046

T +27 (0)12 671 8911

F +27 (0)12 684 5869

Email emailus@momentum.co.za

Web www.momentum.co.za/business

Signatory of:

