

# ONLINE ACCESS PROCESS

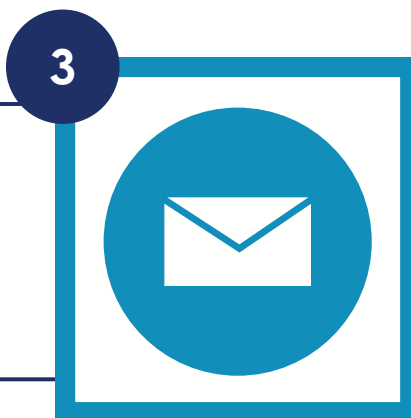
## WEB ACCESS



1 Log onto:  
[www.gib.co.za](http://www.gib.co.za)  
OR Scan



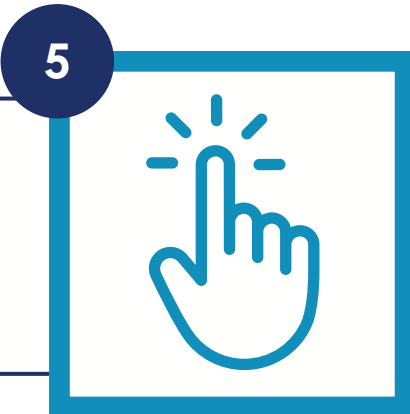
2 Click on Register  
and complete  
registration process



3 After the necessary security checks,  
we will email your Username &  
Password within 48-72 hours



4 Once you have received  
your login details, return  
to [www.gib.co.za](http://www.gib.co.za)



5 Click on Member  
Login and insert your  
Username & Password

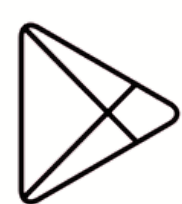


6 You will then be  
prompted to create  
your own Password

## SMART APP ACCESS



To download the MOBILE APP onto your Smart Device, search for GIB Financial Services on your device at the relevant app store.



GET IT ON  
**Google Play**



GET IT ON  
**App Store**

The GIB Mobile App has been developed in order to provide retirement fund members real time access to their fund values and other personal information. To access your account, insert the same username and password you would use to log into the membership portal on the GIB Website ([www.gib.co.za](http://www.gib.co.za)).

**For security purposes, no third party registrations are permitted**

