

Destiny Portfolio Range

Destiny Money Market Portfolio

Factsheet at 30 April 2025

Investment horizon: One year

Investments managed by: Momentum Multi-Manager (Pty) Ltd

Investment mandate

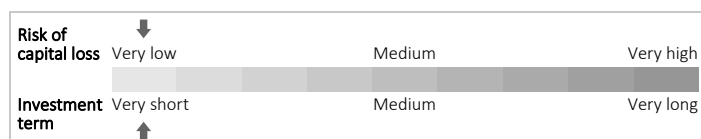
A portfolio invested in selected money-market instruments providing a high income yield and a high degree of capital stability. The portfolio is managed in compliance with Prudential Investment Guidelines as well as being comprehensively managed to comply with the limits of Annexure A to regulation 28 of the Pension Funds Act.

Investment strategy


The investment strategy is to maximise the allocation of investment receipts towards retirement funding investments, and to objectively select and manage asset manager allocations on its members' behalf so as to maximise investment returns at an appropriate level of risk.

Portfolio information

Launch date:	July 2008
Benchmark:	Short-term Fixed Interest Composite Index
Reg. 28 compliant:	Yes



Portfolio managers



Mohammed Sibda
BCom



Nina Saad
BSc, CFA

Long-term outcomes

Return over the investment horizon



Portfolio
9.82%

Benchmark
8.22%

The annualised return over the investment horizon of the portfolio.

Short-term risk

Risk of negative one-year return

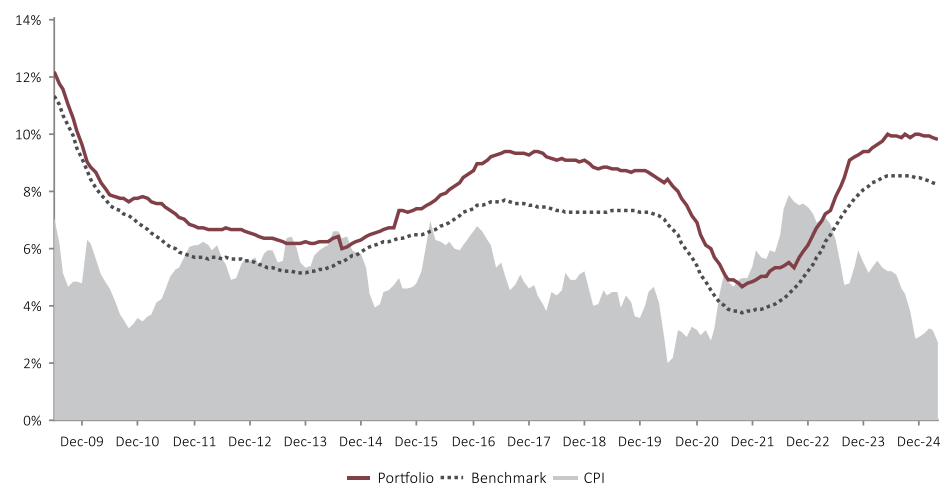


Portfolio
0.00%

Benchmark
0.00%

The likelihood of negative returns over any one-year rolling period.

Rolling returns over investment horizon



Returns over rolling periods of the investment horizon since launch.

Investment returns

	One month	Three months	One year	Two years	Three years	Four years	Five years	Six years	Seven years	Launch
Portfolio	0.73%	2.19%	9.82%	9.79%	8.92%	7.98%	7.52%	7.67%	7.84%	7.91%
Benchmark	0.61%	1.85%	8.22%	8.34%	7.63%	6.71%	6.23%	6.38%	6.51%	6.76%
Risk-adjusted ratio ¹					17.69	12.68	11.88	12.92	13.89	14.43
Tracking error ²					0.28	0.25	0.26	0.25	0.24	0.25

¹A ratio of the actual return achieved per unit of risk taken.

²Tracking error/difference (variability of alpha).

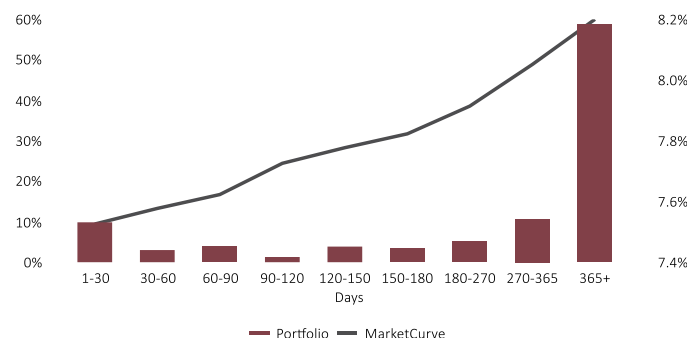


Investment manager returns

	One year	Three years	Seven years
Local cash			
ALUWANI	9.59%	8.98%	7.87%
Momentum Enhanced Yield Fund	9.92%	9.00%	
Momentum Money Market	9.40%	8.58%	

Where no returns are shown, the investment manager has a return history in this portfolio of less than the relevant period (one, three or seven years).

Term to maturity allocation and MarketCurve



Quarterly portfolio commentary for Q1 2025

On April 2 2025, the United States (US) unveiled tariff hikes that echoed the protectionism of the Great Depression, exceeding earlier expectations in scope and severity. A pause was announced later; however, these measures threaten to disrupt global trade, with uneven regional impacts as export-reliant nations face sharper blows and retaliatory actions emerge worldwide. Sustained tariffs could drag growth projections lower for the US and beyond, shrinking trade volumes without necessarily triggering a recession. Globalisation's uneven rewards, fuelling US inequality, suggest this shift may endure past President Donald Trump's tenure. In South Africa (SA), the potential for 31% tariffs compound the local strain of a faltering Government of National Unity (GNU), where tensions between the African National Congress (ANC) and Democratic Alliance (DA) - laid bare by recent disputes around the fiscal framework, expropriation laws and changes to health and education legislation - signal fragility, raising the risk premium of the country as post election euphoria in both the US and SA fade.

We believe that the overall Trump policy package should be less negative for US economic growth (and hence for equities) than for inflation and the fiscal numbers (and thus for bonds) over time. However, in the short term, the almost immediate US growth-negative implications of an immigration clampdown and higher tariffs are taking precedence in financial markets over the more medium-term growth-friendly policy measures of deregulation and potential tax relief. Despite recent yield rises, developed market (DM) bonds outside the US remain expensive relative to their respective equity markets. In our view, US bonds could remain cheap versus US equities should inflation and fiscal numbers negatively surprise market expectations going forward. The valuations of neither the SA equity nor nominal bond markets reflect much positive sentiment about better growth potential for the country going forward, enhancing future potential returns. SA equities continue to trade around historically cheap one standard deviation lows against emerging market (EM) equities on a relative forward P/E basis and more than one-half of a standard deviation below its long-term historical average. SA vanilla government bonds still provide some of the highest backward-looking real yields in the world, while the current more than 6% real forward-looking bond yield is comfortably more than one standard deviation above the historical average. SA inflation-linked bonds (ILBs) should receive fundamental support from the anticipated rising local inflation trend until late 2025.

The monetary easing cycle continued in Q1, with a 25bp cut in the repo rate at the Jan meeting. This move by the authorities takes the repo down to 7.50% (prime at 11.00%), as they inch policy towards neutral from the current restrictive setting, which is much more appropriate for the benign growth and stable inflation environment we are experiencing. The traded money market responded accordingly, with rates moving lower. The 3-month Jibar rate declined 19 bps to 7.56%, while the 12-month rate declined less significantly, by 3 bps to 8.09%. Based on these Jibar rate levels the total return for the STeFi Composite Index was 1.89% for the quarter.

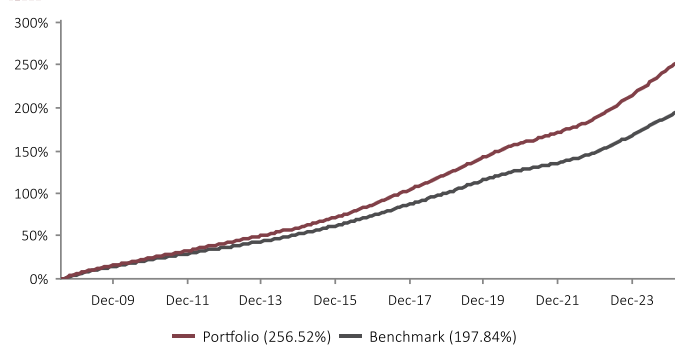
Q1 was a difficult quarter for fixed income asset classes as both nominal and real yield rose across the board. Nominal bond and ILB yields moved higher, dragging total returns down as a result, with the ALBI (0.70%) and the IGOV (0.63%) struggling to eke out positive returns. The high beta asset classes were volatile with listed property returning -3.51% and the ZAR surprising to the upside with a 2.76% positive return. Cash (STeFi) was king on a risk-adjusted basis, returning 1.89% for the quarter.

Credit spreads have compressed significantly, led by the banks but increasingly everything else following. Investors are not really being compensated adequately for taking term credit risk, and investment managers preferred shorter dated, more defensive exposure. There is not a lot of opportunity by way of new issuance or further spread compression at the moment.

For the quarter, the portfolio delivered a return of 2.24% compared to 1.89% for the STeFi benchmark.

For the year, the portfolio delivered a return of 9.87% against the STeFi's 8.28%. It consistently met its objective of capital preservation by maintaining positive returns on a one-year rolling basis. Both investment managers had a high exposure to floating-rate notes, which provided a fair degree of liquidity, while also providing above benchmark yields.

Cumulative returns



The cumulative growth of the portfolio since launch compared to its Benchmark.

The 10-largest portfolio holdings

Holding	
Toyota Financial Services (SA) Limited FRN	3.32%
The Standard Bank of SA Limited - SSN120	3.21%
FirstRand Bank Limited - FRJ26	2.62%
Clindeb Investments Limited - NTC38	1.99%
Discovery Limited - DSY06	1.92%
Nedbank Limited NCD	1.89%
Capitec Bank Limited - CBL31	1.34%
Grayston Drive Autos (rf) Ltd	1.22%
Firststrand Bank Ltd. FRC573	1.22%
The Standard Bank of SA Limited - CLN892	1.18%

The 10-largest instruments at 30 April 2025, looking through all asset classes held.



Notes

The information used to compile the Term to maturity allocation and MarketCurve graph is lagged one month.

Disclosures

The investment policy is underwritten by Momentum Metropolitan Life Limited, which is a registered insurer under the Insurance Act, 18 of 2017. This investment portfolio is administered and managed by Momentum Multi-Manager (Pty) Ltd, an authorised financial services provider (FSP No. 19840) under the Financial Advisory and Intermediary Services Act No.37 of 2002 (FAIS Act), as may be amended and/or replaced from time to time, and a part of Momentum Group Limited, rated B-BBEE level 1.

The information used to prepare this factsheet includes information from third-party sources and is for information purposes only. This factsheet does not constitute any form of advice and should not be used as a basis to make investment decisions or as an offer or a solicitation to purchase any specific product. Given that past returns may not be indicative of future returns and the value of investments will fluctuate over time, independent professional advice should always be sought before making an investment decision. Fluctuations in exchange rates may cause the value of international investments, if included in the mandate, to go up or down. Investors should be aware that investing in a financial product entails a level of risk that depends on the nature of the investment. The merits of any investment should be considered together with the investor's specific risk profile and investment objectives. Although reasonable steps have been taken to ensure the validity and accuracy of the information in this factsheet, Momentum Metropolitan Life Limited does not guarantee the accuracy, content, completeness, legality or reliability of the information contained in this factsheet and no warranties and/or representations of any kind, expressed or implied, are given to the nature, standard, accuracy or otherwise of the information provided nor to the suitability or otherwise of the information to your particular circumstances. Under no circumstances shall Momentum Metropolitan Life Limited, its affiliates, directors, officers, employees, representatives or agents (the "Momentum Metropolitan Parties") have any liability to any persons or entities receiving the information made available in this factsheet for any claim, damages, loss or expense, whether caused by Momentum Metropolitan Life Limited or the Momentum Metropolitan Parties' negligence or otherwise, including, without limitation, any direct, indirect, special, incidental, punitive or consequential cost, loss or damages, whether in contract or in delict, arising out of or in connection with information made available in this factsheet, whether relating to any actions, transactions, omissions resulting from this information, or relating to any legal proceedings brought against you as a result of this information, and you agree to indemnify Momentum Metropolitan Life Limited and the Momentum Metropolitan Parties accordingly.

Investment returns for periods exceeding one year are annualised. All returns quoted are before deduction of fees, but after the deduction of performance fees on global underlying investments (where applicable). All returns are daily time-weighted returns. The return for the global component of a portfolio is generated at month-end using the global component's last known price. The return for Consumer Price Index (CPI) is to the end of the previous month.

For investments in collective investments schemes (CIS), please refer to the minimum disclosure document (MDD), which is available from the respective CIS manager. The MDD contains important information relating to investment in the respective CIS.

The information contained in this factsheet is confidential, privileged and only for the use and benefit of the intended recipient and may not be used, published or redistributed without the prior written consent of Momentum Metropolitan Life Limited. Under no circumstances will Momentum Metropolitan Life Limited be liable for any cost, loss or damages arising out of the unauthorised dissemination of this factsheet or the information contained herein, and you agree to indemnify Momentum Metropolitan Life Limited and the Momentum Metropolitan Parties accordingly.

Sources: Momentum Multi-Manager, Morningstar, Iress, msci.com, yieldbook.com, ft.com.

Contact and other information

Momentum Multi-Manager (Pty) Ltd

268 West Avenue, Centurion, 0157

PO Box 7400, Centurion, 0046

T +27 (0)12 671 8911

F +27 (0)12 684 5869

Email emailus@momentum.co.za

Web www.momentum.co.za/business

Signatory of:

