

## Destiny Passive Moderate Portfolio

June 2021

## Investment strategy

The investment strategy is to maximise the allocation of investment receipts towards retirement funding investments and to objectively select and manage the allocation to asset classes through mainly passive indices on its members' behalf to maximise investment returns at an appropriate level of risk.

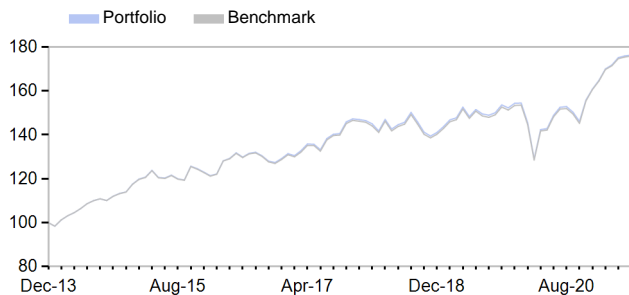
## Benchmark allocation

Asset Class	Allocation	Benchmark
Local equities	45.75%	FTSE/JSE Shareholder Weighted Capped Index
Local bonds	12.50%	FTSE/JSE All Bond Index
Local cash	11.00%	Short-term Fixed Interest Composite Index
Local property	5.00%	FTSE/JSE SA Listed Property Index
Global	25.75%	Global composite benchmark

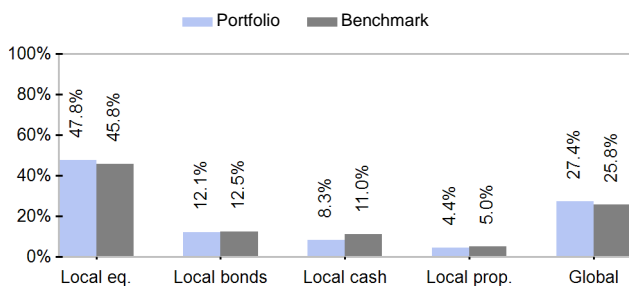
## Investment returns

	One Month	Three Months	One Year	Three Years	Five Years	Since Inception
Portfolio	0.23%	2.64%	18.44%	6.84%	6.31%	7.85%
Benchmark	0.28%	2.61%	18.67%	6.95%	6.29%	7.82%

## Cumulative investment returns since inception



## Asset allocation



## Comments


The portfolio returns are based on a combination of actual and back-tested returns, with November 2019 the first month of actual returns.

The Total Investment Costs as at 31 December 2020 are made up of the underlying investment managers' fees, the fee payable to GIB Financial Services for portfolio management and the fee payable to Momentum Outcome-based Solutions for investment administration.

## Investment portfolio mandate

This investment portfolio is aimed at income and capital growth. The allocation to asset classes is achieved by investing mainly in a combination of passive indices. The equity component will be larger than the bond and cash components. The portfolio, however, should be less volatile than the market as a whole. The portfolio is managed in compliance with Prudential Investment Guidelines as well as being comprehensively managed to comply with the limits of Annexure A to Regulation 28 of the Pension Funds Act.

## Investment portfolio information and risk analysis

Inception Date	January 2019	
Investment Horizon	Long term	
Risk Profile		
Total Fee (incl. VAT)		0.433%
(Calculation based on period since inception)	Portfolio	Benchmark
Volatility	9.2%	9.2%
Maximum drawdown	-16.5%	-16.3%
Active risk	0.2%	
Information ratio	0.1	
Beta	1.0	

## Largest 10 holdings

	% of portfolio
Naspers Ltd	4.9%
Firststrand Ltd	2.4%
Anglo American Plc	2.3%
Impala Platinum Holdings Ltd	1.7%
Mtn Group Ltd	1.7%
Standard Bank Group Ltd	1.5%
Sibanye Stillwater Ltd	1.4%
Growthpoint Properties Ltd	1.4%
British American Tobacco Plc	1.3%
Capitec Bank Holdings Ltd	1.3%
<b>Total</b>	<b>19.9%</b>

## Investment manager allocation and returns

	One Month	One Year	Weighting
<b>Local equity managers</b>			
Momentum Capped SWIX Equity	-3.06%	27.43%	47.8%
FTSE/JSE Shareholder Weighted Capped Index	-3.02%	27.60%	
<b>Local property managers</b>			
Momentum SA Listed Property Tracker	3.30%	24.78%	4.4%
FTSE/JSE SA Listed Property Index	3.37%	25.17%	
<b>Local bond managers</b>			
SA Government Bond Index	1.08%	13.60%	12.1%
GOVI	1.08%	13.57%	
<b>Local cash managers</b>			
Momentum Money Market	0.39%	4.73%	3.7%
ALUWANI	0.36%	5.37%	0.6%
Momentum Enhanced Yield	0.39%	5.05%	4.0%
Short-term Fixed Interest Composite Index	0.31%	4.01%	
<b>Global equity managers</b>			
Blackrock (developed markets)	5.95%	15.17%	16.7%
MSCI Developed Markets (BGI Lagged)	5.70%	15.91%	
Blackrock (emerging markets)	6.00%	14.83%	5.4%
MSCI Emerging Markets Index	5.58%	16.18%	
<b>Global bond managers</b>			
Amundi	3.47%	-15.88%	5.2%
Citigroup World Government Bond Index	2.93%	-17.25%	
<b>Total</b>			<b>100%</b>

The policy is underwritten by Momentum Metropolitan Life Limited, a registered life insurer under the Long-term Insurance Act, an authorised financial services (FSP6406) and registered credit provider (NCRCP173), and rated B-BBEE level 1. This investment portfolio is administered and managed by Momentum Outcome-based Solutions (Pty) Ltd, which is an authorised financial services provider (FSP19840) in terms of Section 8 of the Financial Advisory and Intermediary Services Act, 37 of 2002 (FAIS Act), as may be amended and/or replaced from time to time. Investment returns for periods exceeding one year are annualised. All returns quoted are before deduction of fees, except where a portfolio includes underlying investments where fees are deducted from the return, but after the deduction of performance-based fees. All returns are daily time-weighted returns. The return for the global component of a portfolio is generated at month-end using the global component's last known price. The return for Consumer Price Index (CPI) is to the end of the previous month. The investment manager returns shown in the table are based on the history of Momentum Outcome-based Solutions (Pty) Ltd's investment in that particular investment manager's portfolio, and not necessarily when the investment manager was included in this portfolio. Given that past returns may not be indicative of future returns and the value of investments will fluctuate over time, independent professional advice should always be sought before making an investment decision. Although reasonable steps have been taken to ensure the validity and accuracy of the information in this document, the company does not accept any responsibility for any claim, damages, loss or expense, howsoever arising, out of or in connection with the information in this document, whether by a client, investor or intermediary. For investments in collective investments schemes (CIS), please refer to the minimum disclosure document (MDD), which is available from the respective CIS manager. The MDD contains important information relating to investment in the respective CIS.

**Sources:** Momentum Investments, Morningstar, Iress, www.msci.com, www.yieldbook.com, www.ft.com. Data accessed monthly on the 10th working day.  
**Contact details:** 268 West Avenue Centurion 0157 PO Box 7400 Centurion 0046 Telephone +27 (12) 671 8911  
 Facsimile +27 (12) 684-5869 emailus@momentum.co.za www.momentuminv.co.za/MomentumOutcome-basedSolutions