

Destiny Portfolio Range

Destiny Money Market Portfolio

Factsheet at 31 May 2026

Investment horizon: One year

Investments managed by: Momentum Multi-Manager (Pty) Ltd

Investment mandate


A portfolio invested in selected money-market instruments providing a high income yield and a high degree of capital stability. The portfolio is managed in compliance with Prudential Investment Guidelines as well as being comprehensively managed to comply with the limits of Annexure A to regulation 28 of the Pension Funds Act.

Investment strategy

The investment strategy is to maximise the allocation of investment receipts towards retirement funding investments, and to objectively select and manage asset manager allocations on its members' behalf so as to maximise investment returns at an appropriate level of risk.

Portfolio information

Launch date:	July 2008
Benchmark:	Short-term Fixed Interest Composite Index
Reg. 28 compliant:	Yes



Portfolio managers



Mohammed Sibda
BCom



Nina Saad
BSc, CFA

Long-term outcomes

Return over the investment horizon



The annualised return over the investment horizon of the portfolio.

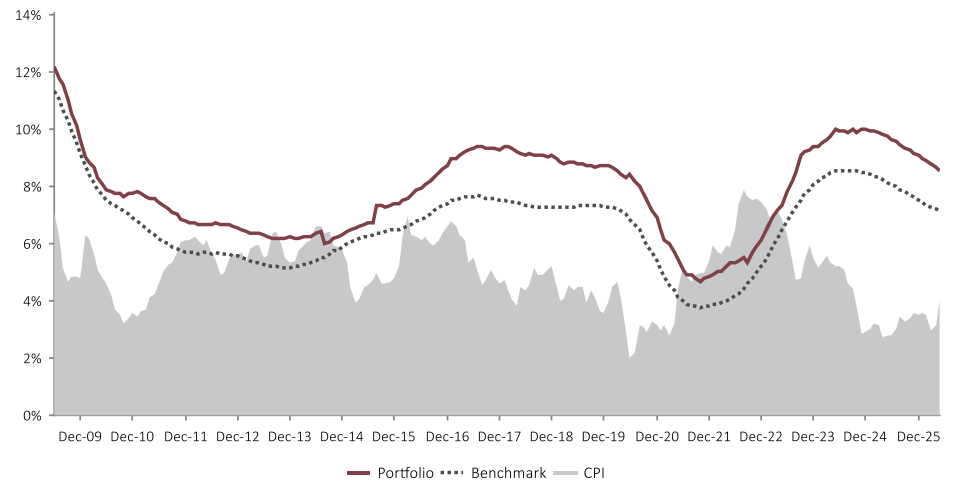
Short-term risk

Risk of negative one-year return



The likelihood of negative returns over any one-year rolling period.

Rolling returns over investment horizon



Returns over rolling periods of the investment horizon since launch.

Investment returns

	One month	Three months	One year	Two years	Three years	Four years	Five years	Six years	Seven years	Launch
Portfolio	0.65%	1.96%	8.57%	9.15%	9.43%	8.90%	8.18%	7.71%	7.80%	7.95%
Benchmark	0.56%	1.68%	7.13%	7.63%	7.93%	7.57%	6.86%	6.41%	6.49%	6.78%
Risk-adjusted ratio ¹					40.10	20.88	14.82	13.02	13.95	14.88
Tracking error ²					0.11	0.24	0.23	0.24	0.23	0.24

¹A ratio of the actual return achieved per unit of risk taken.

²Tracking error/difference (variability of alpha).

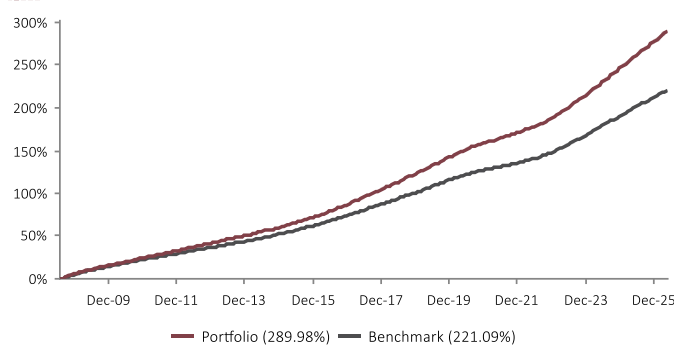


Investment manager returns

	One year	Three years	Seven years
Local cash			
ALUWANI	8.42%	9.31%	7.82%
Momentum Enhanced Yield Fund	8.68%	9.57%	7.91%
Momentum Money Market	8.12%	8.94%	7.39%

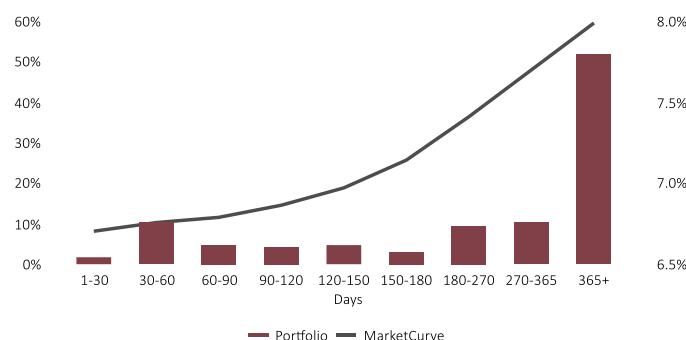
Where no returns are shown, the investment manager has a return history in this portfolio of less than the relevant period (one, three or seven years).

Cumulative returns



The cumulative growth of the portfolio since launch compared to its Benchmark.

Term to maturity allocation and MarketCurve



The 10-largest portfolio holdings

Holding	Percentage
Toyota Financial Services (SA) Limited FRN	3.11%
The Standard Bank of SA Limited FRN (SSN120)	3.01%
Discovery Limited FRN (DSY06)	1.76%
Absa Bank Limited CLN (ASC260)	1.73%
Fortress Real Estate Investments Limited FRN (FIFB30)	1.67%
The Thekwini Fund 19 (RF) Limited FRN (T19A12)	1.21%
The Thekwini Fund 19 (RF) Limited FRN (T19A13)	1.18%
Pepkor Holdings Limited FRN (PEP07)	1.16%
Pepkor Holdings Limited FRN (PEP14)	1.16%
Absa Bank Limited CLN (ASC133)	1.16%

The 10-largest instruments at 29 May 2026, looking through all asset classes held.

Quarterly portfolio commentary for Q1 2026

South Africa entered 2026 with improving macro fundamentals relative to recent years. While absolute economic growth remains modest, the direction of travel is positive. GDP growth has accelerated from

0.5% in 2024 to above 1% in 2025, with expectations of further improvement in 2026. This positive growth delta is supportive of SA risk assets, particularly equities and listed property. In addition, contained local inflation, a downward trend in interest rates and fiscal improvement also underpin SA nominal bonds.

Q1 was a very difficult start to the year for all fixed income asset classes, as the outbreak of the middle east conflict in March saw some of the worst monthly returns from fixed income indices since the global financial crisis. Yields rose significantly across the board as risk premia widened on inflation and growth concerns. Nominal yields increased an average 85 bps across the curve, with the ALBI delivering a -3.36% return, while ILB yields rose an average 10 bps across the curve, dragging the IGOV to a -1.30% return. In addition, the sharp rise in yields resulted in listed property returning -4.92% and the Zar losing 2.70% against the USD. Lastly, cash was king during the carnage, with the STeFi returning 1.66%.

Quarter 1 saw the outlook for monetary policy turned on its head. The Middle East conflict and associated energy supply squeeze has seen a relatively predictable path for monetary easing over 2026, move to one of potential tightening. This all came about suddenly and is very uncertain, and therefore it was to be expected that the MPC would be non-committal at their March meeting. So, for now the repo rate remains at 6.75% (prime at 10.25%) as they assess the potential scenarios for growth and inflation that could play out. In the meantime though, the traded money market was not non-committal. It has moved to price in around three hikes of 25 basis points over the remainder of the year. The 3-month jibar rate remained anchored at 6.75%, but the 12-month rate rose a significant 62 basis points to 7.73%. Based on these jibar rate levels the total return for the STeFi Composite Index was 1.66% for the quarter.

For the quarter, the building block delivered a return of 2.0% compared to 1.7% for the SteFI benchmark.

For the year, the building block delivered a return of 8.8% against the SteFI benchmark of 7.3%. It consistently met its objective of capital preservation by maintaining positive returns on a one-year rolling basis. Both investment managers had a high exposure to floating-rate notes, which provided a fair degree of liquidity, while also providing above-benchmark yields.



Notes

The information used to compile the Term to maturity allocation and MarketCurve graph is lagged one month.

Disclosures

The investment policy is underwritten by Momentum Metropolitan Life Limited, which is a registered insurer under the Insurance Act, 18 of 2017. This investment portfolio is administered and managed by Momentum Multi-Manager (Pty) Ltd, an authorised financial services provider (FSP No. 19840) under the Financial Advisory and Intermediary Services Act No.37 of 2002 (FAIS Act), as may be amended and/or replaced from time to time, and a part of Momentum Group Limited, rated B-BBEE level 1.

The information used to prepare this factsheet includes information from third-party sources and is for information purposes only. This factsheet does not constitute any form of advice and should not be used as a basis to make investment decisions or as an offer or a solicitation to purchase any specific product. Given that past returns may not be indicative of future returns and the value of investments will fluctuate over time, independent professional advice should always be sought before making an investment decision. Fluctuations in exchange rates may cause the value of international investments, if included in the mandate, to go up or down. Investors should be aware that investing in a financial product entails a level of risk that depends on the nature of the investment. The merits of any investment should be considered together with the investor's specific risk profile and investment objectives. Although reasonable steps have been taken to ensure the validity and accuracy of the information in this factsheet, Momentum Metropolitan Life Limited does not guarantee the accuracy, content, completeness, legality or reliability of the information contained in this factsheet and no warranties and/or representations of any kind, expressed or implied, are given to the nature, standard, accuracy or otherwise of the information provided nor to the suitability or otherwise of the information to your particular circumstances. Under no circumstances shall Momentum Metropolitan Life Limited, its affiliates, directors, officers, employees, representatives or agents (the "Momentum Metropolitan Parties") have any liability to any persons or entities receiving the information made available in this factsheet for any claim, damages, loss or expense, whether caused by Momentum Metropolitan Life Limited or the Momentum Metropolitan Parties' negligence or otherwise, including, without limitation, any direct, indirect, special, incidental, punitive or consequential cost, loss or damages, whether in contract or in delict, arising out of or in connection with information made available in this factsheet, whether relating to any actions, transactions, omissions resulting from this information, or relating to any legal proceedings brought against you as a result of this information, and you agree to indemnify Momentum Metropolitan Life Limited and the Momentum Metropolitan Parties accordingly.

Investment returns for periods exceeding one year are annualised. All returns quoted are before deduction of fees, but after the deduction of performance fees on global underlying investments (where applicable). All returns are daily time-weighted returns. The return for the global component of a portfolio is generated at month-end using the global component's last known price. The return for Consumer Price Index (CPI) is to the end of the previous month.

For investments in collective investments schemes (CIS), please refer to the minimum disclosure document (MDD), which is available from the respective CIS manager. The MDD contains important information relating to investment in the respective CIS.

The information contained in this factsheet is confidential, privileged and only for the use and benefit of the intended recipient and may not be used, published or redistributed without the prior written consent of Momentum Metropolitan Life Limited. Under no circumstances will Momentum Metropolitan Life Limited be liable for any cost, loss or damages arising out of the unauthorised dissemination of this factsheet or the information contained herein, and you agree to indemnify Momentum Metropolitan Life Limited and the Momentum Metropolitan Parties accordingly.

Sources: Momentum Multi-Manager, Morningstar, Iress, msci.com, yieldbook.com, ft.com.

Contact and other information

Momentum Multi-Manager (Pty) Ltd

268 West Avenue, Centurion, 0157

PO Box 7400, Centurion, 0046

T +27 (0)12 671 8911

F +27 (0)12 684 5869

Email emailus@momentum.co.za

Web www.momentum.co.za/business

Signatory of:

