

Investment mandate


This investment portfolio is aimed at income and capital growth. The equity content will be greater than the bond and cash components. The portfolio, however, would tend to be less volatile than the market as a whole. The portfolio is managed in compliance with Prudential Investment Guidelines as well as being comprehensively managed to comply with the limits of Annexure A to regulation 28 of the Pension Funds Act.

Investment strategy

This investment portfolio is aimed at capital growth. The equity content is enhanced and will be significantly greater than the bond and cash components. The portfolio, however, would tend to be less volatile than the market as a whole. Periods of underperformance may occur in the short term and the portfolio is designed for enhanced long term investment goals.

Portfolio information

Launch date:	May 2013
Benchmark:	Composite: Local equity 40.5%; Local property 5%; Local bond 7.5%; Local cash 7%; Global equity 8.53%; Global equity (Developed) 8.53%; Global equity (Emerging) 8.54%; Global balanced 14.4%
Reg. 28 compliant:	Yes



Long-term outcomes

<p>Return</p> <table border="0"> <tr> <td>Portfolio</td> <td>Benchmark</td> </tr> <tr> <td>13.77%</td> <td>13.03%</td> </tr> </table> <p>The annualised return over five years.</p>	Portfolio	Benchmark	13.77%	13.03%	<p>Hit rate</p> <table border="0"> <tr> <td>Portfolio</td> </tr> <tr> <td>85.57%</td> </tr> </table> <p>The percentage of times the portfolio achieved or exceeded its Benchmark over five-year rolling periods since inception.</p>	Portfolio	85.57%	<p>Average shortfall</p> <table border="0"> <tr> <td>Portfolio</td> </tr> <tr> <td>-0.19%</td> </tr> </table> <p>The average shortfall relative to the Benchmark over five-year rolling periods since inception.</p>	Portfolio	-0.19%
Portfolio	Benchmark									
13.77%	13.03%									
Portfolio										
85.57%										
Portfolio										
-0.19%										

Short-term risk

Risk of negative one-year return

Portfolio	Benchmark
6.21%	9.66%

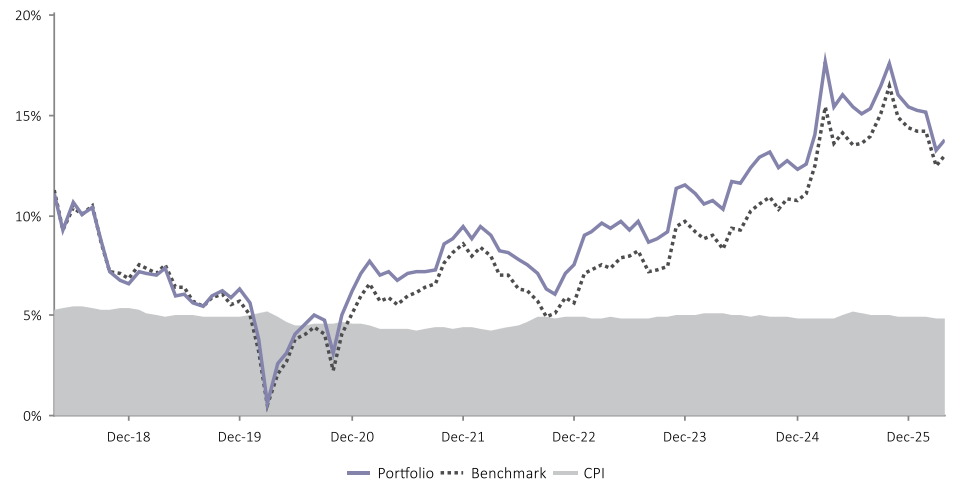
The likelihood of negative returns over any one-year rolling period since inception.

Minimum one-year returns

Portfolio	Benchmark
-6.48%	-6.81%

The worst one-year return with a 95% likelihood since inception.

Rolling returns



Returns over five-year rolling periods since inception.

Investment returns

	One month	Three months	One year	Two years	Three years	Four years	Five years	Seven years	Ten years	Launch
Portfolio	3.88%	1.07%	21.73%	19.70%	16.02%	14.86%	13.77%	12.91%	10.44%	11.55%
Benchmark	4.26%	1.60%	22.20%	19.56%	15.50%	14.02%	13.03%	11.41%	9.42%	10.71%
Risk-adjusted ratio					2.12	1.71	1.71	1.12	0.97	1.14
Tracking error					1.47	1.67	1.73	2.10	2.15	1.97

Risk-adjusted ratio is a ratio of the actual return achieved per unit of risk taken.
Tracking error/difference (variability of alpha).

The Benchmark returns are calculated using the composite benchmark/Strategic allocation.



Index returns

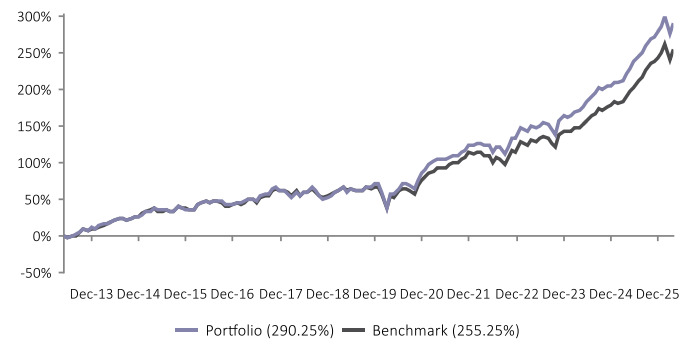
Asset class	Index	One month	Three months	One year	Three years	Five years	Ten years	Strategic allocation
Local equity	FTSE/JSE Capped All Share Index	1.65%	-2.57%	30.80%	18.55%	15.59%	9.73%	40.50%
Local property	FTSE/JSE All Property Index	5.76%	-0.94%	26.84%	23.12%	16.23%	2.87%	5.00%
Local bond	FTSE/JSE All Bond Index	3.27%	-2.11%	22.21%	15.95%	12.47%	10.55%	7.50%
Local cash	STeFI Composite Index	0.54%	1.63%	7.20%	7.96%	6.81%	6.78%	7.00%
Global equity	MSCI All Countries World Index	8.61%	6.51%	16.88%	16.20%	13.42%	13.74%	17.17%
Global equity (Dev)	MSCI Developed Markets Index	8.15%	6.17%	14.60%	15.98%	14.01%	14.33%	8.53%
Global equity (Em)	MSCI Emerging Markets Index	12.06%	9.12%	34.07%	17.77%	9.06%	11.15%	8.54%
Global bond	FTSE World Government Bond Index	-1.39%	2.81%	-9.19%	-1.27%	0.02%	1.41%	5.76%

Investment manager returns

	One year	Five years	Ten years
Local equity			
36One Asset Management	38.20%	20.70%	
Coronation	23.64%	14.22%	
Fairtree	29.74%	15.55%	14.45%
Independent Securities	16.09%	11.50%	
Momentum Capped ALSI Equity Fund	30.85%	15.68%	
Local property			
Momentum ALPI Tracker Fund	26.88%	16.13%	
Local bond			
ALUWANI	23.53%	13.26%	10.97%
Prescient	22.85%	13.25%	10.99%
Local cash			
ALUWANI	8.57%	8.15%	8.24%
Momentum Enhanced Yield Fund	8.79%	8.23%	
Momentum Money Market	8.19%	7.74%	
Global equity			
BlackRock (developed markets)	15.03%	14.28%	14.41%
BlackRock (emerging markets)	34.47%	8.88%	10.79%
Fundsmith	-9.26%		
Global balanced			
Allan Gray Life	22.86%	18.50%	13.69%

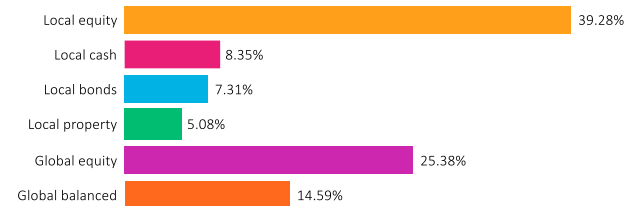
Where no returns are shown, the investment manager has a return history in this portfolio of less than the relevant period in the table.

Cumulative returns



The cumulative growth of the portfolio since inception compared to its Benchmark.

Effective asset allocation



The 10-largest portfolio holdings

Holding	Percentage
Naspers Limited	3.18%
Republic of South Africa R2037	2.40%
Gold Fields Limited	2.31%
AngloGold Ashanti plc	2.01%
FirstRand Limited	1.91%
Standard Bank Group Limited	1.89%
Glencore plc	1.58%
Capitec Bank Hldgs Limited	1.55%
Prosus NV N	1.47%
Northam Platinum Hldgs Limited	1.43%

The 10-largest instruments at 31 March 2026, looking through all asset classes held.



Notes

The benchmark for the local equity component was changed on 1 November 2025 from the FTSE/JSE Capped SWIX All Share Index (J433T) to the FTSE/JSE Capped All Share Index (J303T); Local equity returns shown in the Index returns table are comprised of J433T until 31/10/2025 and J303T thereafter. Changes were made to the strategic allocation/composite benchmark of this portfolio on 1 March 2024. The benchmark for the local equity component was changed on 1 January 2018 from the FTSE/JSE Shareholder Weighted (SWIX) to the FTSE/JSE Capped SWIX Index. The returns since inception are from 1 May 2013.

Disclosures

The investment policy is underwritten by Momentum Metropolitan Life Limited, which is a registered insurer under the Insurance Act, 18 of 2017. This investment portfolio is administered by Momentum Multi-Manager (Pty) Ltd, an authorised financial services provider (FSP No. 19840) under the Financial Advisory and Intermediary Services Act No.37 of 2002 (FAIS), as may be amended and/or replaced from time to time, and a part of Momentum Group Limited, rated B-BBEE level 1. This investment portfolio is managed by GIB Financial Services (Pty) Ltd, an authorised financial services provider (FSP No. 9305) under FAIS.

The information used to prepare this factsheet includes information from third-party sources and is for information purposes only. This factsheet does not constitute any form of advice and should not be used as a basis to make investment decisions or as an offer or a solicitation to purchase any specific product. Given that past returns may not be indicative of future returns and the value of investments will fluctuate over time, independent professional advice should always be sought before making an investment decision. Fluctuations in exchange rates may cause the value of international investments, if included in the mandate, to go up or down. Investors should be aware that investing in a financial product entails a level of risk that depends on the nature of the investment. The merits of any investment should be considered together with the investor's specific risk profile and investment objectives. Although reasonable steps have been taken to ensure the validity and accuracy of the information in this factsheet, Momentum Metropolitan Life Limited does not guarantee the accuracy, content, completeness, legality or reliability of the information contained in this factsheet and no warranties and/or representations of any kind, expressed or implied, are given to the nature, standard, accuracy or otherwise of the information provided nor to the suitability or otherwise of the information to your particular circumstances. Under no circumstances shall Momentum Metropolitan Life Limited, its affiliates, directors, officers, employees, representatives or agents (the "Momentum Metropolitan Parties") have any liability to any persons or entities receiving the information made available in this factsheet for any claim, damages, loss or expense, whether caused by Momentum Metropolitan Life Limited or the Momentum Metropolitan Parties' negligence or otherwise, including, without limitation, any direct, indirect, special, incidental, punitive or consequential cost, loss or damages, whether in contract or in delict, arising out of or in connection with information made available in this factsheet, whether relating to any actions, transactions, omissions resulting from this information, or relating to any legal proceedings brought against you as a result of this information, and you agree to indemnify Momentum Metropolitan Life Limited and the Momentum Metropolitan Parties accordingly.

Investment returns for periods exceeding one year are annualised. All returns quoted are before deduction of fees, but after the deduction of performance fees on global underlying investments (where applicable). All returns are daily time-weighted returns. The return for the global component of a portfolio is generated at month-end using the global component's last known price. The return for Consumer Price Index (CPI) is to the end of the previous month.

For investments in collective investments schemes (CIS), please refer to the minimum disclosure document (MDD), which is available from the respective CIS manager. The MDD contains important information relating to investment in the respective CIS.

The information contained in this factsheet is confidential, privileged and only for the use and benefit of the intended recipient and may not be used, published or redistributed without the prior written consent of Momentum Metropolitan Life Limited. Under no circumstances will Momentum Metropolitan Life Limited be liable for any cost, loss or damages arising out of the unauthorised dissemination of this factsheet or the information contain herein, and you agree to indemnify Momentum Metropolitan Life Limited and the Momentum Metropolitan Parties accordingly.

Sources: Momentum Multi-Manager, Morningstar, Iress, msci.com, yieldbook.com, ft.com.

Contact and other information

Momentum Multi-Manager (Pty) Ltd

268 West Avenue, Centurion, 0157

PO Box 7400, Centurion, 0046

T +27 (0)12 671 8911

F +27 (0)12 684 5869

Email emailus@momentum.co.za

Web www.momentum.co.za/business

Signatory of:

